

Outdoor BBQ Kitchens



**WE WILL
DELIVER**



**WE WILL
ASSEMBLE**



**SPECIAL
ORDERS**



AlfrescoPlus™

Available at
BUNNINGS
warehouse

Take This Brochure to the Special Orders Desk or order online at bunnings.com.au

AlfrescoPlus™



Create
your own
OUTDOOR KITCHEN

It's easy as...

STEP 1

Measure Your
Space

STEP 2

Select Your
Appliances

STEP 3

Choose Your
Cabinets

STEP 4

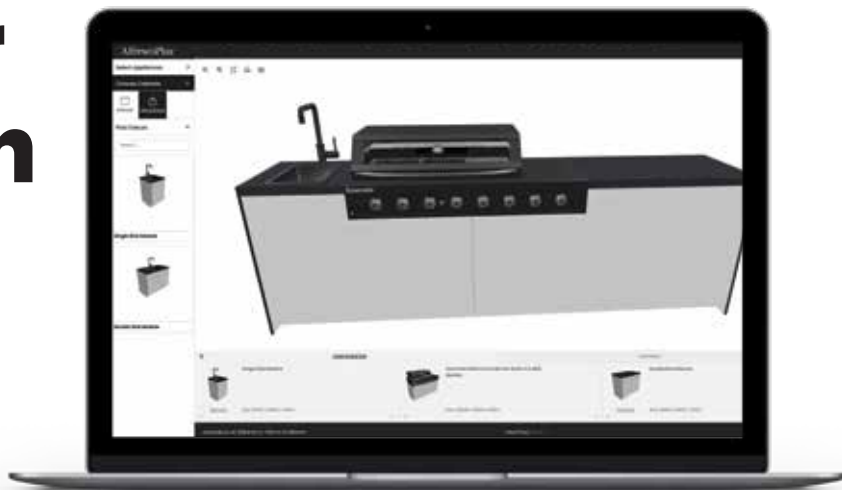

Pick Your
Colour



www.alfrescoplus.com.au



Create Your BBQ Kitchen in



Release your inner designer and create your dream outdoor kitchen in 3D with our online outdoor kitchen planner.

When you have space outdoors, create your own outdoor kitchen with AlfrescoPlus™. No matter your aspirations, we've got the inspiration to help make it happen with our durable, modern and stylish modules that you can mix and match yourself.

So, make sure you have measured your space ... and you are now ready to use the software to design and plan your outdoor kitchen in 3D, in the comfort of your own home.

Once you have designed your AlfrescoPlus™ outdoor kitchen, you simply enter your details and a copy of your design, together with an estimate will be emailed to you.

It's easy as!

All you then need to do, is take your design and estimate into your nearest Bunnings Store, head to the Special Orders Desk and place your order. Or you can also order online at:

www.bunnings.com.au/our-range/brands/a/alfrescoplus

You will be relaxing in your alfresco area with your brand new AlfrescoPlus™ outdoor kitchen before you know it!



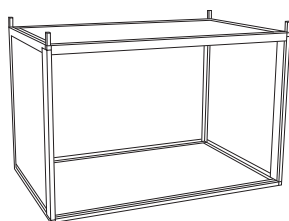
www.create.alfrescoplus.com.au



Pre-packaged Flatpack AlfrescoPlus™ DIY Range

The AlfrescoPlus™ Range makes it easy to get your outdoor BBQ kitchen setup. We've done the thinking for you, packing popular colour palettes with ready to go appliances making your install from start to finish achievable by the DIYer.

The modules are all delivered in a flat pack form for easy transport.



AlfrescoPlus™ Aluminium Frame

The AlfrescoPlus™ aluminium framing system provides the backbone of our outdoor kitchens.

They harness the power of technological advances and engineering perfection, bringing together a patented cabinetry system that's unlike anything else on the market.



100% Waterproof

When combined with waterproof PVC panels, AlfrescoPlus™ aluminium extrusions join seamlessly, forming a rigid and robust cabinetry solution that is almost 4 times quicker to construct than traditional cabinetry.



We Have You Covered

Backed by our friendly customer service and guaranteed warranties. We use quality materials and offer a 15 year structural warranty for your peace of mind*. You don't need to worry about a thing.

It is recommended that your AlfrescoPlus™ Outdoor Kitchen is assembled, installed and positioned wholly under cover. This will protect it from the elements and UV rays and generally keep it cleaner.

STEP 1

Measure Your Space

Your AlfrescoPlus™ outdoor kitchen can be made as small or as large as you like – to suit your alfresco area and your budget. The options are limitless.

Design your outdoor kitchen using our online 3D planner at www.create.alfrescoplus.com.au or use our measurement and grid system on page 22.

Every outdoor kitchen starts with a vision.



AlfrescoPlus™

Create
your own
OUTDOOR KITCHEN







Modules from left to right:
Single Sink Cabinet – Cadet Grey
Gasmate Platinum III 6 Burner BBQ
Gasmate Platinum III 6 Burner BBQ Cabinet – Cadet Grey
Matador Single Fridge
Single Fridge Cabinet
End Panels – Cadet Grey

AlfrescoPlus™



STEP 2

Select Your Appliances

Australians love their barbecues and outdoor lifestyle. Our commitment to excellence in quality, design and both technical standards and innovation means that with AlfrescoPlus™ you can transform your outdoor space into a desirable alfresco area, perfect for entertaining. Choose your appliances for your alfresco kitchen from the extensive range at Bunnings.



LEFT IMAGE
Gasmate SOHO Drop In
4 Burner BBQ With Hood



Gasmate SOHO Drop In
4 Burner BBQ With Flat Lid

Market Leading Appliances

BBQ's, Fridges and Rangehood

AlfrescoPlus™

Gasmate



GASMATE SOHO
DROP IN 4 BURNER BBQ
WITH FLAT LID

BQ1096

I/N: 0283327

**To Suit: BBQ CABINET
MODULE - 1165mm**



GASMATE SOHO
DROP IN 4 BURNER BBQ
WITH HOOD

BQ1096HK

I/N: 0283329

**To Suit: BBQ CABINET
MODULE - 1165mm**

GASMATE PLATINUM III
6 BURNER BUILT IN BBQ

BQ1080B

I/N: 3171291

**To Suit: BBQ CABINET
MODULE - 1530mm**



BEEFEATER 1600 SERIES
5 BURNER BUILT IN BBQ

BBG1650SA

I/N: 0289455

**To Suit: BBQ CABINET
MODULE - 1060mm**

MATADOR TITAN
6 BURNER BUILT IN BBQ

I/N: 3180876

**To Suit: BBQ CABINET
MODULE - 1045mm**



MATADOR PALLADIUM
4 BURNER BUILT IN BBQ

HS-19FBI400

I/N: 0173254

**To Suit: BBQ CABINET
MODULE - 915mm**

MATADOR EDGE
4 BURNER BUILT IN BBQ

GB0103

I/N: 0175125

**To Suit: BBQ CABINET
MODULE - 895mm**



MATADOR EDGE
6 BURNER BUILT IN BBQ

GB0104

I/N: 0175126

**To Suit: BBQ CABINET
MODULE - 1095mm**

JUMBUCK ASTRO
4 BURNER BUILT IN BBQ

SYGP4BB

I/N: 0256467

**To Suit: BBQ CABINET
MODULE - 915mm**



GASMATE BBQ
RANGEHOOD

GR1000

I/N: 0204745

**1200mm W x 445mm D
x 700mm H**

MATADOR SINGLE DOOR
118L - STANDARD

BAR FRIDGE

MF118FVI

I/N: 3171041

**505mm W x 505mm D
x 850mm H**



MATADOR DOUBLE DOOR
228L - STANDARD

BAR FRIDGE

MF228FVI

I/N: 3171042

**905mm W x 505mm D
x 850mm H**

STEP 3

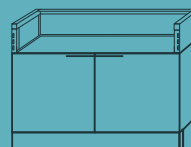
Choose Your Cabinets

The AlfrescoPlus™ modules feature PVC panels which are impervious to water and won't crack, split or rot. And the patented aluminium frames make assembly easy for any DIYer. All modules come partially assembled, pre-packaged and flat-packed!

BBQ Modules

The BBQ modules in the AlfrescoPlus™ range will suit your preferred BBQ. Once your BBQ is sorted, choose from single or double sink modules, fridges and storage modules. The possibilities are endless!

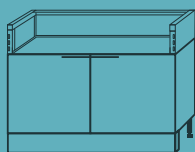
All BBQ modules come with vented cabinets that comply to Australian standards for LPG cylinder storage. The AlfrescoPlus™ patented Air Frame system, included with every BBQ module, provides a thermal heat and fire proof shield between the BBQ and the cabinetry. There are also vents in the fridge modules to allow plenty of air ventilation.



BBQ Module & Air Frame - 895mm

- 895mm W x 580mm D x 522mm H
- 950mm total max height including adjustable feet and Air Frame
- Internal width of Air Frame: 835mm W
- Air Frame: 730mm deep to allow for services*
- Suits: MATADOR EDGE 4B BBQ

ARCTIC WHITE	APBBM895W	I/N:0208307
CADET GREY	APBBM895G	I/N:0208306
BLACK ONYX	APBBM895B	I/N:0208305



BBQ Module & Air Frame - 915mm

- 915mm W x 580mm D x 610mm H
- 950mm total max height including adjustable feet and Air Frame
- Internal width of Air Frame: 855mm W
- Air Frame: 730mm deep to allow for services*
- Suits: MATADOR PALLADIUM 4B BBQ
JUMBUCK ASTRO 4 BURNER BBQ

ARCTIC WHITE	APBBM915W	I/N:0208304
CADET GREY	APBBM915G	I/N:0208302
BLACK ONYX	APBBM915B	I/N:0208299



BBQ Module & Air Frame - 1045mm

- 1045mm W x 580mm D x 540mm H
- 950mm total max height including adjustable feet and Air Frame
- Internal width of Air Frame: 985mm W
- Air Frame: 730mm deep to allow for services*
- Suits: MATADOR TITAN 6B BBQ

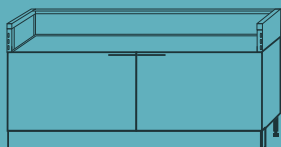
ARCTIC WHITE	APBBM1045W	I/N:0119414
CADET GREY	APBBM1045G	I/N:0119416
BLACK ONYX	APBBM1045B	I/N:0119417



BBQ Module & Air Frame - 1060mm

- 1060mm W x 580mm D x 540mm H
- 950mm total max height including adjustable feet and Air Frame
- Internal width of Air Frame: 1000mm W
- Air Frame: 730mm deep to allow for services*
- Suits: BEEFEATER 1600 SERIES 5B BBQ

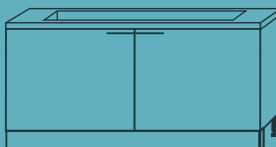
ARCTIC WHITE	APBBM1060W	I/N:0298396
CADET GREY	APBBM1060G	I/N:0298395
BLACK ONYX	APBBM1060B	I/N:0298394



BBQ Module & Air Frame - 1095mm

- 1095mm W x 580mm D x 522mm H
- 950mm total max height including adjustable feet and Air Frame
- Internal width of Air Frame: 1035mm W
- Air Frame: 730mm deep to allow for services*
- Suits: MATADOR EDGE 6B BBQ

ARCTIC WHITE	APBBM1095W	I/N:0208311
CADET GREY	APBBM1095G	I/N:0208309
BLACK ONYX	APBBM1095B	I/N:0208308



BBQ Module & Bench top - 1165mm

- 1165mm W x 580mm D x 950mm H
- 950mm total max height including adjustable feet and Bench top
- Bench top: 730mm deep to allow for services*
- Suits: GASMATE SOHO DROP IN 4B BBQ WITH FLAT LID
GASMATE SOHO DROP IN 4B BBQ WITH HOOD

ARCTIC WHITE	APBBM1165DIW	I/N:0298393
CADET GREY	APBBM1165DIG	I/N:0298391
BLACK ONYX	APBBM1165DIB	I/N:0298390

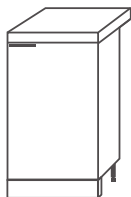


BBQ Module & Air Frame - 1530mm

- 1530mm W x 580mm D x 550mm H
- 950mm total max height including adjustable feet and Air Frame
- Internal width of Air Frame: 1470mm W
- Air Frame: 730mm deep to allow for services*
- Suits: GASMATE PLATINUM III 6B BBQ

ARCTIC WHITE	APBBM1530W	I/N:0119421
CADET GREY	APBBM1530G	I/N:0119422
BLACK ONYX	APBBM1530B	I/N:0119424

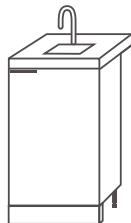
Single Modules



Single Module

- Cabinet: 550mm W x 580mm D x 770mm H
- 950mm total max height including adjustable feet and Bench top
- Bench top: 730mm deep to allow for services* (see note below)

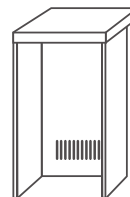
ARCTIC WHITE	APSDMW	I/N:0119657
CADET GREY	APSDMG	I/N:0119425
BLACK ONYX	APSDMB	I/N:0119426



Single Sink Module

- Cabinet: 550mm W x 580mm D x 770mm H
- 950mm total max height including adjustable feet and Bench top
- Bench top: 730mm deep to allow for services* (see note below)

ARCTIC WHITE	APSSMW	I/N:0119427
CADET GREY	APSSMG	I/N:0119428
BLACK ONYX	APSSMB	I/N:0119429

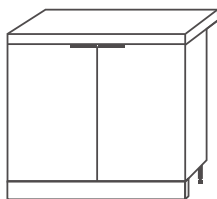


Single Fridge Module

- Cabinet: 550mm W x 580mm D x 850mm H
- 950mm total max height including adjustable feet and Bench top
- Bench top: 730mm deep to allow for services* (see note below)
- Vents at back of cabinet

APSFM	I/N:0119658
-------	-------------

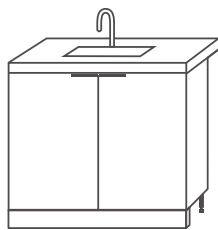
Double Modules



Double Module

- Cabinet: 960mm W x 580mm D x 770mm H
- 950mm total max height including adjustable feet and Bench top
- Bench top: 730mm deep to allow for services* (see note below)

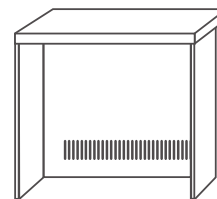
ARCTIC WHITE	APDDMW	I/N:0119430
CADET GREY	APDDMG	I/N:0119432
BLACK ONYX	APDDMB	I/N:0119659



Double Sink Module

- Cabinet: 960mm W x 580mm D x 770mm H
- 950mm total max height including adjustable feet and Bench top
- Bench top: 730mm deep to allow for services* (see note below)

ARCTIC WHITE	APDSMW	I/N:0119433
CADET GREY	APDSMG	I/N:0119434
BLACK ONYX	APDSMB	I/N:0119435



Double Fridge Module

- Cabinet: 960mm W x 580mm D x 850mm H
- 950mm total max height including adjustable feet and Bench top
- Bench top: 730mm deep to allow for services* (see note below)
- Vents at back of cabinet

APDFM	I/N:0119660
-------	-------------

End Panel Assemblies



- End panels are needed to finish off your BBQ Kitchen cabinetry. Order them in the same colour as your cabinetry to ensure that your AlfrescoPlus™ BBQ kitchen is finished off correctly!
- 22mm W x 730mm D x 915mm H
- Pack of 2

ARCTIC WHITE	APCEP2PWHT	I/N:0119436
CADET GREY	APCEP2PGRY	I/N:0119437
BLACK ONYX	APCEP2PBLK	I/N:0119438

*PLEASE NOTE: Air Frame on BBQ modules and Bench tops on single and double modules are deeper than the cabinets to allow for services (gas, hot and cold plumbing, electrical cords and drainage) to run behind the outdoor kitchen when assembled. The legs on each module are designed to be adjusted for levelling.

STEP 4


Pick Your Cabinet Colour

All modules come with a stunning UV stabilised black acrylic quartz bench top finish and can be fitted with a choice of 3 different colour compact laminate doors. All fitted with high quality hardware, levelling legs and kicker panels.


Choice of 3 Colours



Black Onyx



Cadet Grey



Arctic White



Features

Soft Closing Doors

Compact Laminate Door Finishes

Kicker Panels

Module Possibilities

Play around with the modules to create your very own design. Here are some possibilities ...

AlfrescoPlus™



Modules from left to right: Matador Double Fridge, Double Fridge Cabinet, Double Storage Cabinet – Cadet Grey, Gasmate Platinum III 6 Burner BBQ, BBQ Cabinet – Cadet Grey, Single Sink Cabinet – Cadet Grey and End Panels – Cadet Grey.



Modules from left to right: Single Sink Cabinet – Arctic White, Matador Palladium 4B BBQ, BBQ Cabinet – Arctic White, Matador Single Fridge, Single Fridge Cabinet and End Panels – Arctic White.



Modules from left to right: Double Sink Cabinet – Black Onyx, Gasmate Platinum III 6 Burner BBQ, BBQ Cabinet – Black Onyx, Double Storage Cabinet – Black Onyx and End Panels – Black Onyx.


INCLUSIONS

Benchtops, Taps, Sinks and Handles

Finish on a high! Designer Tap, Sink and Door Handle hardware to complete your outdoor kitchen.

AlfrescoPlus™ have combined high quality materials expected by the chef in all of us. Clean surfaces that are nice to touch and resistant to all BBQ cooking methods that take place over years of use.

Designed perfectly for busy gatherings, capable of creating spaces that make preparing food a pleasant experience that precedes the pleasure of sharing a meal with friends or family. These finishes represent beauty and solidity with easy, fuss free cleaning and what really matters is that you do not have to worry about scratches, stains or traces of heat. A simple wipe with a cloth is all it takes so you can spend more time entertaining.



Black Acrylic Quartz Benchtops

Resistant to scratching, virtually zero porosity and highly resistant to aggressive chemicals and high temperatures.



Mixer Tap

Our AlfrescoPlus™ Gooseneck Matte Black WELS rated Mixer Tap gives your outdoor kitchen a modern, contemporary look and feel. The outdoor kitchen mixer tap is designed for full hands, the long spout enables you to use your elbow if you need to move the spout out of the way. The 360° swivel function makes this an efficient tap for your outdoor kitchen.



Single and Double Sinks

Our AlfrescoPlus™ Matte Black single and double sinks are made from premium materials for a more robust finish and design.

Single Sink


OVERALL SIZE: 450x300x200mm

Double Sink

OVERALL SIZE: 500x400x300mm

Handles

Black, ergonomic and elegant handles.



AlfrescoPlus™ storage, sink and fridge module kits

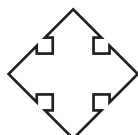


AlfrescoPlus™ Pre-Designed DIY Outdoor Kitchen Range

The ultimate outdoor kitchen solution for your outdoor alfresco area.

Our fabrications are second to none making your outdoor kitchen easy to measure, design and build.

Imagine, design and create.



Easy Assembly

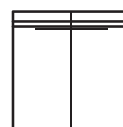
Easy to follow, step by step guides and online assembly videos, taking your DIY experience to the next level.

The modules are supplied flat-packed and are easy to transport and assemble.



Market Leading Appliances

An extensive range of market leading appliances – BBQs, Bar Fridges and a Rangehood are available – to make your dream outdoor kitchen a reality.



Module Cabinets – Flexible In Configuration

There are single and double sink, fridge and storage modules in the range.

And various sized BBQ modules to suit your selected BBQ. Your outdoor kitchen can be made as small or large as you like – depending on your area and budget.

Wels Rated

Standard
AS/NZS 3718

Certification
IAPMO

Model
AQ56016YC

Certificate
WM022545

WELS Licence
1547

WELS Registration
T30270

WELS Rating
4.5 Stars



BELOW IMAGE

Modules from left to right:

Single Sink Cabinet – Cadet Grey

Gasmate SOHO Drop In 4 Burner BBQ with Hood

Gasmate SOHO Drop In 4 Burner BBQ with Hood Cabinet – Cadet Grey

Matador Single Fridge

Single Fridge Cabinet

End Panels – Cadet Grey



LEFT IMAGE

Modules from left to right:

Double Sink Cabinet – Cadet Grey

Matador Palladium 4 Burner BBQ

Matador Palladium 4 Burner BBQ

Cabinet – Cadet Grey

Matador Single Fridge

Single Fridge Cabinet

End Panels – Cadet Grey

RIGHT IMAGE:

Modules from left to right:

Matador Single Fridge

Single Fridge Cabinet

Single Storage Cabinet –

Arctic White

Gasmate Platinum III

6 Burner BBQ

Gasmate Platinum III

6 Burner BBQ

Cabinet – Arctic White

Double Sink Cabinet –

Arctic White

End Panels – Arctic White

TOP RIGHT IMAGE

Modules from left to right:

Single Storage Cabinet - Cadet Grey

Gasmate SOHO Drop In 4 Burner BBQ with Hood

Gasmate SOHO Drop In 4 Burner BBQ with Hood Cabinet - Cadet Grey

Matador Single Fridge

Single Fridge Cabinet

End Panels - Cadet Grey

AlfrescoPlus™



Modules from left to right:
Single Storage Cabinet - Black Onyx
Double Sink Cabinet - Black Onyx
Matador Edge 6 Burner BBQ
Matador Edge 6 Burner BBQ Cabinet - Black Onyx
Matador Double Fridge
Double Fridge Cabinet
Single Storage Cabinet - Black Onyx
End Panels - Black Onyx



AlfrescoPlus™





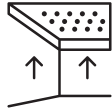
ABOVE IMAGE
Modules from left to right:
 Double Sink Cabinet - Black Onyx
 Beefeater 1600 Series 5 Burner BBQ
 Beefeater BBQ Cabinet - Black Onyx
 Matador Double Fridge
 Double Fridge Cabinet
 End Panels - Black Onyx



LEFT IMAGE
 Gasmate SOHO Drop In
 4 Burner BBQ with Hood

INSTALLATION

Important Information



1. UNDER COVER – It is recommended that your AlfrescoPlus™ Outdoor Kitchen is assembled, installed and positioned wholly under cover. This will protect the unit from the elements and UV rays and generally keep it cleaner.



2. STATE AND AUSTRALIAN STANDARDS – When positioning the outdoor kitchen, it must conform to both State and Australian Standards. i.e. open ventilation and also distance to combustible surfaces. Refer to your BBQ instruction manual for more details.



3. LPG INSTALLATIONS – If you choose to run your BBQ on LPG, we've got you covered. All BBQ modules come with vented cabinets that comply to Australian standards for LPG cylinder storage.

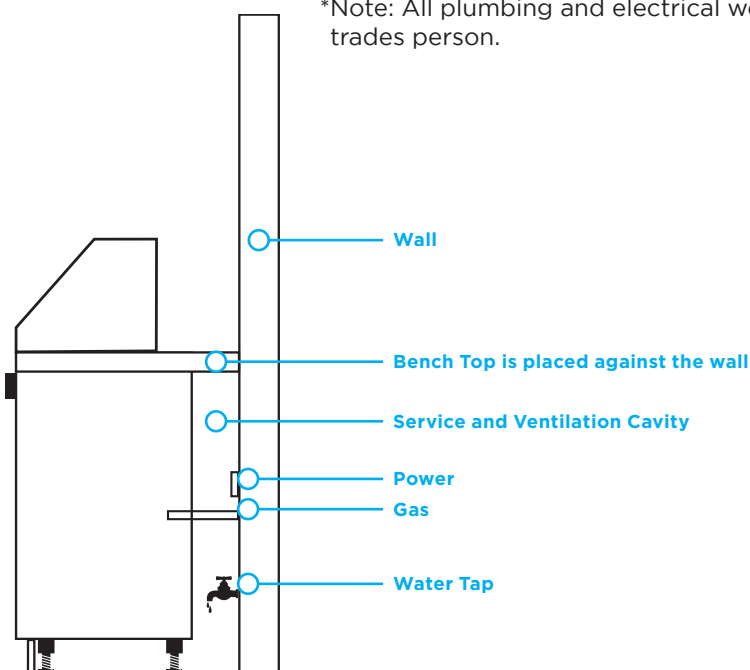
4. ALTERNATIVE BBQS – Using alternative BBQs to those available as part of the AlfrescoPlus™ offer – If the BBQs that are available do not suit your needs or you already have a BBQ that you would like to install in your AlfrescoPlus™ Outdoor Kitchen, please leave your details at the Bunnings Special Orders Desk and AlfrescoPlus™ will contact you and endeavour to meet your needs and design requirements with a custom designed BBQ module. Alternatively, you can call AlfrescoPlus™ on 1300 174 876 for assistance.



5. CROSS SECTIONAL SIDE VIEW to show service cavity – All bench tops are deeper than the cabinet that they sit on to allow for services – hot and cold plumbing, electrical cords and drainage – to run behind the outdoor kitchen when assembled.

The legs on each module are designed to be adjusted for levelling.

*Note: All plumbing and electrical work must be carried out by a registered trades person.



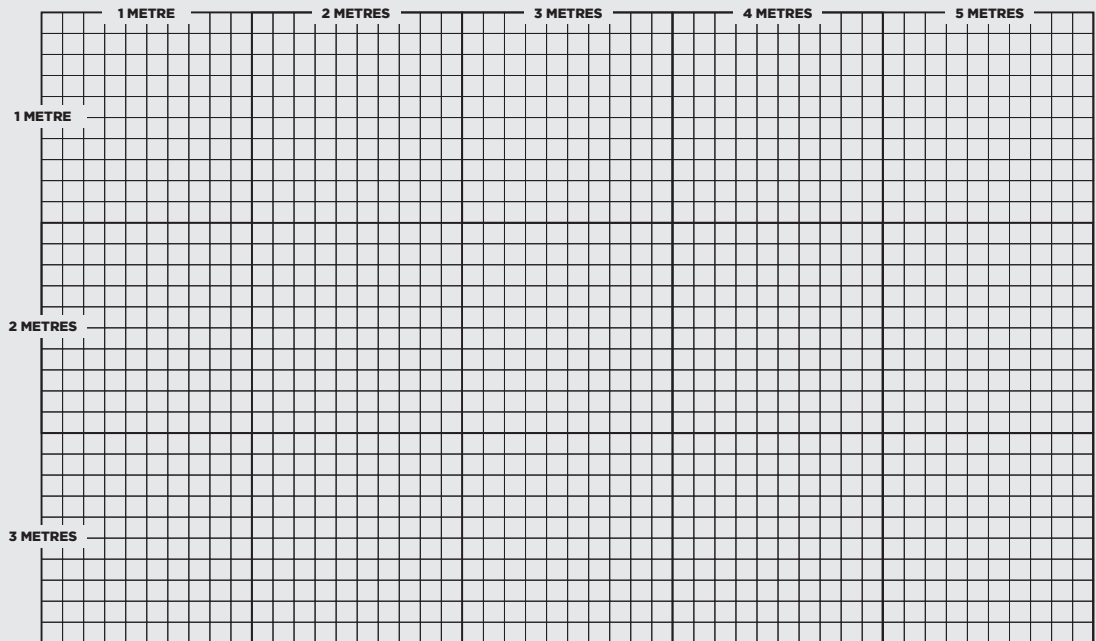
AlfrescoPlus™

Grid System

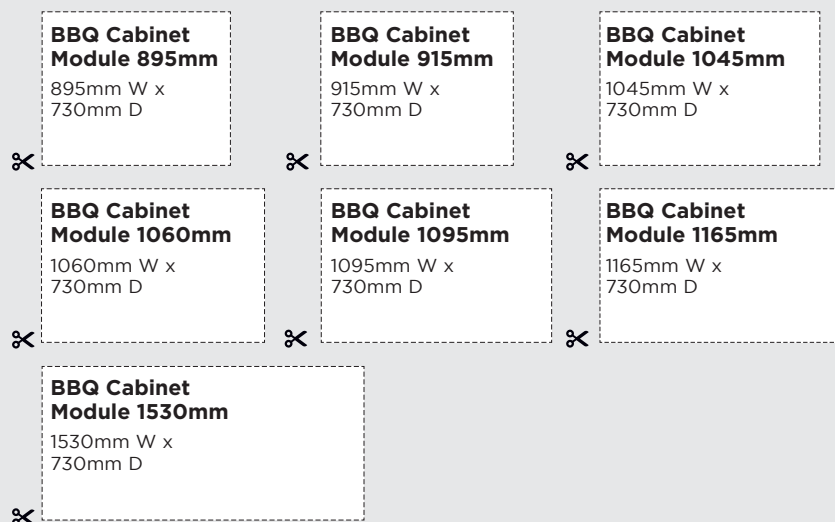
It's easy with our measurement and grid system

Start by: Measuring and marking your alfresco dimensions using this grid as a guide for the layout of your outdoor kitchen. Make sure you calculate accurate measurements of cabinets and end panels. Use the measurements of cabinets below.

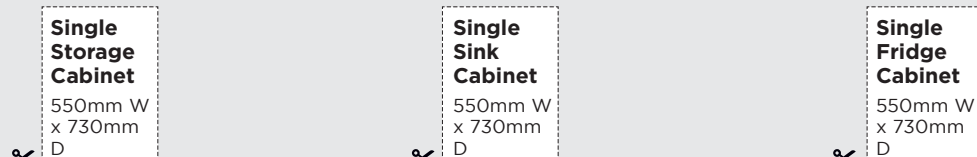
3m x 5m



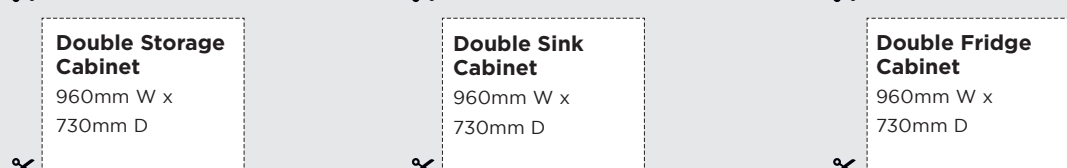
BBQ Modules



Single Modules



Double Modules



End Panels

Don't forget your x2 end panels – these are the easiest components to forget when designing an outdoor kitchen but are necessary to really finish off your kitchen.

End Panels 22mm W x 730mm D



AlfrescoPlus™

The epitome of beauty and function rolled into one. We bring together market leading appliances, premium materials and award-winning services to make your Outdoor BBQ Kitchen more than just a dream. Your AlfrescoPlus™ outdoor kitchen can be made as small or large as you like – to suit your alfresco area and your budget.



AlfrescoPlus™ is a registered Trademark of Sitro Group Australia Pty. Ltd.
33 – 35 Lionel Road, Mount Waverley, VIC 3149

Material and design specifications subject to change without notice. Product colour reproduction is as near to actual product colour as production methods allow. AlfrescoPlus™ products in this brochure are the subject of registered designs and patents.

www.alfrescoplus.com.au



Follow us on:
Facebook & Instagram
@alfrescoplus_au

How It Works

It's as simple as 1,2,3! Follow the steps shown to purchase or order your product. If you need further advice, speak to a team member at the Special Orders Desk in-store.

1. Select The Product You Want

View the extensive range available in this brochure or online. Use the number shown below to order your product online or in-store.



2. Order Online or at the Special Orders Desk

After you have selected the product you want, take this brochure to the Special Orders Desk or order online at [bunnings.com.au](https://www.bunnings.com.au)

3. Get It Home

We Will Deliver

Delivery to your home or site can be arranged online or in-store when purchasing your products.

Pick-Up In-Store

If you decide to pick-up in-store and need help to get it home, you can:

- borrow a courtesy trailer
- hire a vehicle

Check with your local Bunnings store for availability.



9 314388 010300

I/N 0136175
V 04/22