

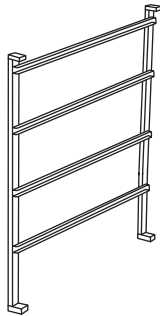
4 tier storage drawer

size: 700H x 440W x 540Dmm


assembly instructions

ITEM CODE: 02739/02740

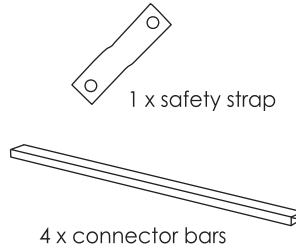
parts list:



1 x left frame

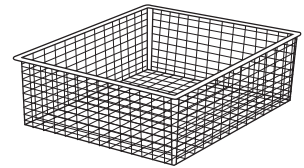


1 x right frame

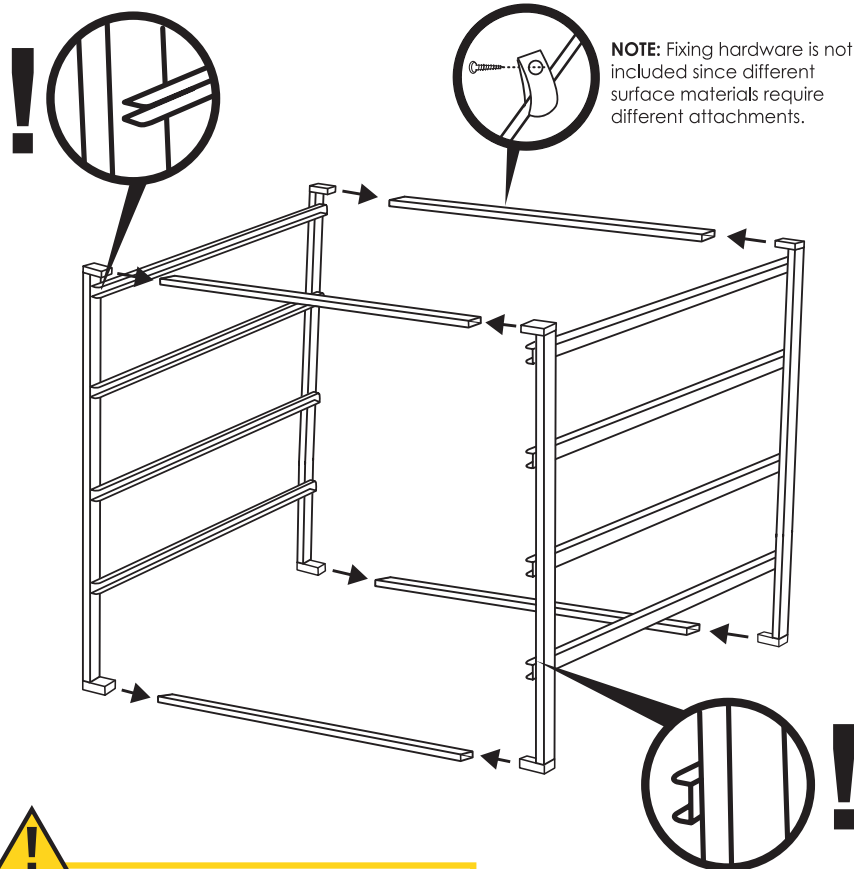


1 x safety strap

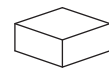
4 x connector bars



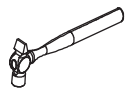
4 x wire baskets



tools required:

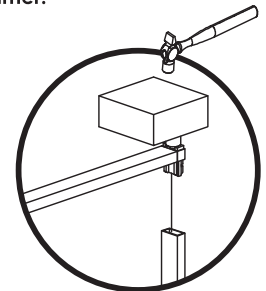


wood block



hammer

To construct product, place a wood block over frame and tap lightly with a hammer.



hint: do not try and fully fit one connector bar before starting the other 3 connector bars.

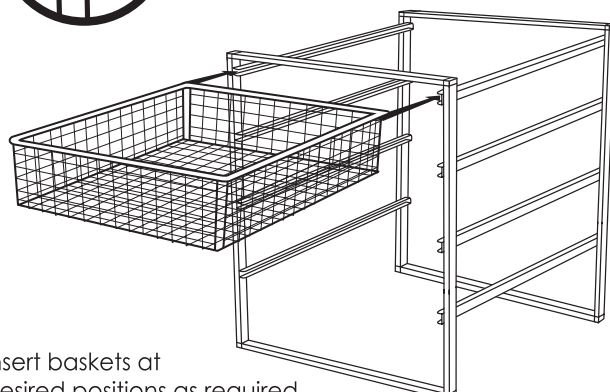
To start, fit all 4 connector bars to frames so they just hold in place.

To finish the frame assembly, gradually work around each corner with your hammer and wood block, gently tapping the frames and connector bars together.



THIS PRODUCT SHOULD BE ANCHORED TO A WALL OR OTHER SUITABLE SURFACE TO AVOID SERIOUS INJURY OR DEATH.

To help avoid any serious injury or death, this product includes a bracket to prevent toppling. We strongly recommend that this product be permanently fixed to the wall or other suitable surface. Fixing hardware is not included since different surface materials require different attachments. Please seek professional advice if you are in doubt as to which fixing hardware to use. Regularly check your fixing device.



insert baskets at desired positions as required