

# BAILEY®

## FALL PROTECTION

### PRO PREMIUM HARNESS KIT

**Applications:**

Fall Arrest, Work Positioning, Rescue and Retrieval, Confined Space and Retrieval, Ascending and Descending.

0049862

**PRO PREMIUM HARNESS KIT:**

Designed for true universal use for the Contractor/ Professional end user. Kit includes a POLE STRAP for work positioning.

### TWIN LANYARD

**Applications:**

Expanding TWIN Lanyard with Scaffold Hooks for safe ascending and descending climbing.

0049863

**TWIN LANYARD:**

1.4m-1.8m Expandable Lanyard, snap hook and scaffold hook connections.

Available at  
**BUNNINGS**  
warehouse

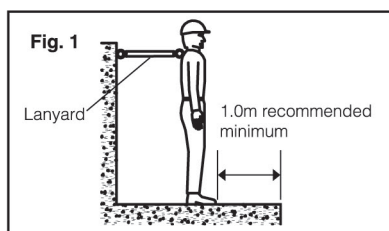
# Being safe in your workzone...

## Competent Person

A competent person is defined in Standard AS/NZS 1891.4 as “a person who has, through a combination of training, education and experience, acquired knowledge and skills enabling that person to correctly perform a specified task.”

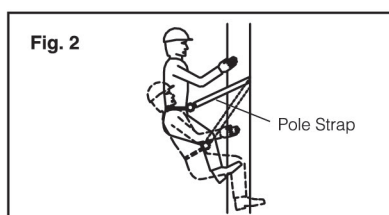
## Total / Fall Restraint - Fall not possible

This should be the aim and first option for any fall protection setup. A total/fall restraint system is designed to prevent the user from reaching an area where there is a risk of a fall, so a free fall or limited fall is not possible. It is recommended that a fall restraint system is set up to prevent a user from being within at least 1 metre from an edge where a fall could occur. See **Fig. 1**.



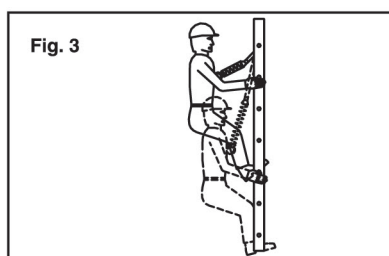
## Restrained Fall Work Positioning

A restrained fall occurs when a person suffers a fall but they are partially restrained by a device such as a pole strap. See **Fig. 2**.



## Limited Free Fall

Free fall distance less than 600mm. A limited free fall occurs when a person falls less than 600mm either vertically or on a slope where it is not possible to walk without a handrail. See **Fig. 3**.



**Complies with AS/NZS 1891**

**BAILEYFALLPROTECTION.COM**



**SCAN  
QR CODE  
FOR MORE  
INFORMATION**



9 312097 062429

©2018 Werner Co. DOC18.0042 Rev 8/18