


Circle Mirror Cabinet 600

Wall Hung



The Circle Mirrored Shaving Cabinet features clever bathroom storage concealed behind a circular 600mm mirrored door which opens to reveal a cabinet with two adjustable glass shelves.

Available in classic white, the Circle Mirror Cabinet complements a variety of bathroom items and styles.

FINISH

4mm mirror

Cabinet: White Gloss polyurethane or Coast Veneer

MECHANISMS/INCLUSIONS

Soft-closing doors, 2 adjustable glass shelves

Wall mount to timber stud or masonry walls

NOTE: Can be hung with hinge on right or left hand side

DIMENSIONS

W 600 x H 600 x D 160mm

PACKAGED DIMENSIONS & WEIGHT

W 650 x H 650 x D 200mm, 12kg



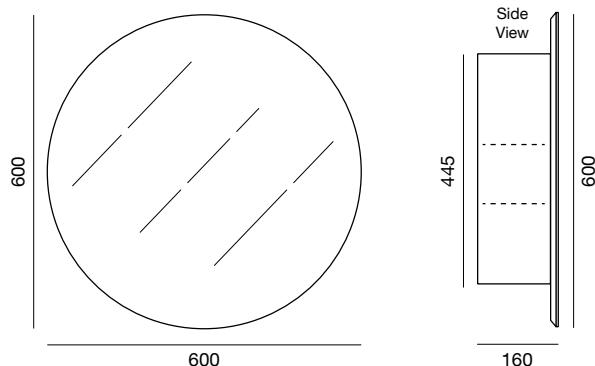
Veneer: Coast

WARRANTY

Three (3) year product replacement (see warranty information over page).

IMPORTANT NOTE

Circle Mirror Cabinet 600 is designed for surface mounting only; cabinet section cannot be fitted into a wall niche.



Front View
Open Cabinet (mirror indicated)

CIBO DESIGN – WHO ARE WE?

Established in 1994 on Sydney's northern beaches, CIBO Design has built a solid reputation for its collection of high quality Australian-designed bathroomware. Specialising in producing innovative bathroom storage solutions, CIBO's products combine contemporary design and quality craftsmanship with practicality.

Circle Mirror Cabinet

Delivery/Pick-up & Installation

Please inspect your product within 7 days of delivery (or collection).

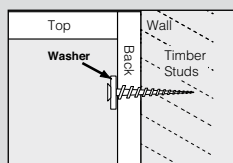
If item is damaged or imperfect when opened, do not proceed with installation. If a defective item is installed, CIBO is not liable for removal of the item, nor will CIBO accept responsibility to repair or replace the product.

Returns & Exchanges

Please retain your receipt and contact the 'Returns and Exchanges' Desk at the Bunnings store where you purchased the item.

IMPORTANT NOTES:

1. Use washers with direct to wall mounting:



When fixing unit to wall, use washers around the top fixing positions. This will decrease pressure applied to the screw head.

In situations where a wall is out of square, the installer may be required to use packers during installation.

IT IS THE RESPONSIBILITY OF THE INSTALLER TO ADJUST THE DOOR(S) AFTER INSTALLATION.

2. Under no circumstances should mirrors/mirrored cabinets be tiled into the wall. CIBO mirrored cabinets must be fitted to finished/completed wall coverings e.g. tile, masonry or other cladding methods deemed acceptable as per the building code (of Australia) 2013.

CIBO warranty does not cover any mirror/mirrored cabinet that has been tiled into the wall.

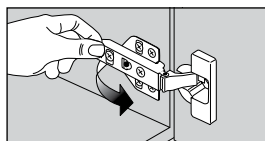
Cabinet Installation

1. Carefully remove door/s.
2. Remove shelves and place to one side.
3. Determine placement of cabinet.
4. Drill fixing holes through back of cabinet.
5. Secure cabinet to wall (installer to determine the appropriate fixings).
6. Replace shelves and door/s.

Door Removal/Replacement

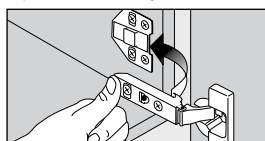
(responsibility of the installer)

During installation, it is advisable to remove door(s) from cabinet. To do this, unclip all hinges on each door.



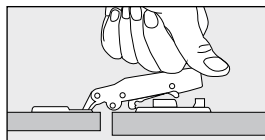
To Remove Doors

Locate button at back of top hinge and press. Hold base of door and pull forward to disengage top hinge. Repeat with bottom hinge.



To Replace Doors

Line up hinges with corresponding hinge plates. At base of hinge is a small metal rod that must be lined up with cradle arms of hinge-plate.



Once hinge is in place, push back of hinge down towards the hinge-plate. Hinge will snap down and engage.

Mirror Care & Maintenance

Care must be taken when cleaning glass and mirror, we recommend clean, warm water used with a 'Micro' (soft, lint-free) cloth.

Wring out all water before wiping glass and mirror. Dry immediately with a dry 'Micro' (soft, lint-free) cloth.

Do not use acid, alkali or abrasive cleaners (including commercial mirror cleaners that contain ammonia or vinegar) on the mirror surface.

Care should be taken to avoid contacting mirror edges with any liquid.

Cabinets

The most effective cleaning method is to use a damp cotton cloth and a mild detergent.

Never use an ammonia-based product or any kind of abrasive cleaning product.

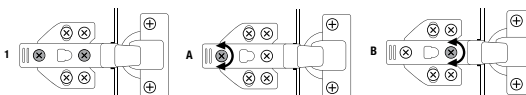
IMPORTANT NOTE:

CIBO Design Mirrored and Linen Cabinets are manufactured from Moisture Resistant (MR) materials but are not waterproof.

Care must be taken to dry spillages of leakage of water that may gain access to cabinet.

Door Hinge Adjustment (responsibility of the installer)

Locate the hinges of the door to be adjusted. It may be necessary to adjust all hinges in order to achieve correct alignment.



1. There are two primary screws that can be adjusted to align the door.

A. This screw moves the hinge left or right.

Clockwise direction = moves the hinge left

Anticlockwise direction = moves the hinge right.

(The opposite occurs when the hinge is fitted the other way around)

B. This screw moves the hinge in or out.

Clockwise direction = moves the hinge towards the vanity

Anticlockwise direction = moves the hinge away from the vanity

Warranty

This product is covered by a three (3) year replacement product warranty (excluding labour). Products which are within 3 years from the date of purchase, found upon inspection by an authorised representative to be defective will be repaired or exchanged with an equivalent product free of charge. Replaced items become CIBO Design's property. All replacement products will be available for collection without charge to the customer at the nearest Bunnings store to the customer's location, or elsewhere as agreed with the customer.

Warranty for Labour and Spare Parts – One (1) Year

The labour for the replacement of products and spare parts to which this warranty applies will be supplied by CIBO Design if the warranty claim is made within one (1) year from the date of purchase.

Spare parts which are within one (1) year from the date of purchase and found upon inspection by an authorised CIBO Design representative to be defective in construction, material or assembly, will be replaced free of charge. Products found to be faulty more than one (1) year from the date of purchase will be replaced free of charge by CIBO Design. After one (1) year from date of purchase, labour and spare parts costs are the responsibility of the customer.

Warranty Conditions

This warranty will apply only under all of the following conditions:

- The item has been installed by a licensed plumber/builder
- This item has been installed for and subjected to domestic residential use only;
- Failure is due to the manufacture of the product;
- Proof of purchase (including date

of purchase) is provided;

• The installation of the product is in accordance with the instructions provided
This warranty does not include faults caused by:

- Unsuitable or improper use;
- Incorrect installation or installation not in accordance with the instructions provided;
- Installation or part installation by the purchaser or any person other than a Licensed Plumber/Builder
- Normal wear and tear including water* and natural causes such as sunlight, humidity and other environmental conditions or factors;
- Inadequate or complete lack of maintenance;
- Chemical, electrochemical or electrical influences;
- Harsh detergents or abrasive cleaners used on product finishes

Important note: CIBO Design mirrored cabinets are manufactured from Moisture Resistant (MR) materials but are not waterproof.

Care must be taken to dry spillages or leakage of water that may gain access to cabinetry.

Exclusions - To the fullest extent permitted by law, CIBO Design excludes all liability for damage or injury to any person, damage to any property, and any indirect consequential or other loss or damage.

Warranty Claim Procedure - Please retain your receipt and contact the 'Returns and Exchanges' Desk at the Bunnings store where you purchased the product. Warranty claims can also be sent to: CIBO Design, After Sales Service PO Box 7461, Warringah Mall, Brookvale NSW 2100. Our goods come with guarantees that cannot be excluded under the Australian Consumer Law. You are entitled to a replacement or refund for a major failure and compensation for any other reasonably foreseeable loss or damage. You are also entitled to have the goods repaired or replaced if the goods

fail to be of acceptable quality and the failure does not amount to a major failure. The benefits to the customer given by this CIBO Design warranty are in addition to any other rights and remedies available to the customer as a consumer under any laws that relate to the goods covered by this CIBO Design warranty. CIBO Design Pty Ltd
1/130 Old Pittwater Road
Brookvale NSW Australia
Postal: PO Box 7461, Warringah Mall, Brookvale NSW 2100
Tel: (02) 9939 4434
Email: customerservice@cibodesign.com.au