



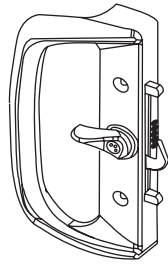
Model MC1140DB

Application: For use with aluminium, uPvc and timber sliding doors.

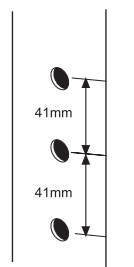
Special Features: Key operated cylinder locks and unlocks from outside. Snib locks and unlocks from inside.

Fitting Instructions: Suitable for either new or replacement installation. Ideal for use as a replacement for Interlock Sentry.

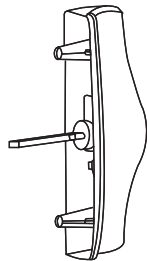
- 1** The Mawson will suit as a replacement for most popular types of face fixed sliding door handles



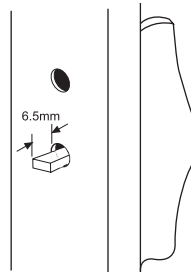
- 2** The Mawson will fit into most existing hole positions on aluminium sliding doors. If needed, drill 8mm holes as shown.



- 3** Place cylinder lock in outerpull with number on tailpiece facing upwards. Place outerpull on door.

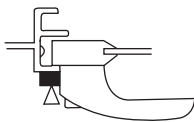


- 4** Mark and cut cylinder lock tailpiece 6.5mm past door (allow extra 5mm if packer is required).



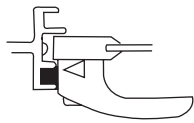
- 5**

A. Front Fix:
Fix striker body to jamb section with 11mm screws and assemble cover using 8mm screws.



Front Fix

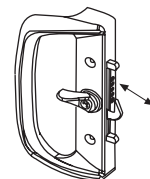
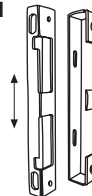
B. Face Fix:
Assemble cover to body with 8mm screws. Fix to jamb section with 11mm screws.



Face Fix

- 6 Adjust striker if required**

Vertical adjustment:
Loosen screws in striker body and adjust up or down.



Horizontal adjustment:
Loosen screw in centre of lock body and move parrot beak in or out and check lock functions correctly.