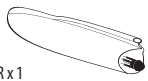


SETUP

NOTE: UNPACK THE SHELTER IN AN OPEN AREA ENSURING THERE ARE NO SHARP OBJECTS IN THE VICINITY AS THEY MAY DAMAGE THE FABRIC. AVOID UNPACKING ON CONCRETE OR HARD SURFACES AS ABRASION CAN DAMAGE THE FABRIC.

PARTS

SHELTER x 1



SAND PEGS x 4



GROUND PEGS x 4



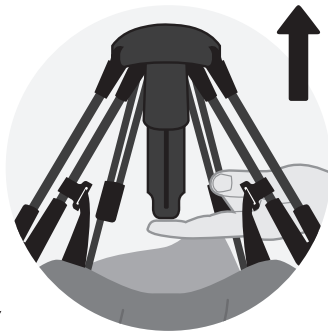
1

LAY SHELTER FLAT WITH HUB UPRIGHT.



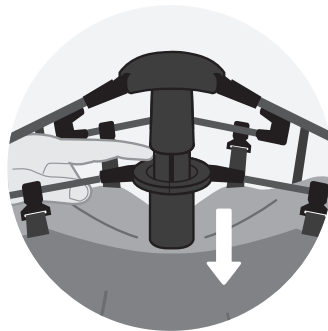
2

LIFT THE HUB UPWARD.



3

LOCK THE HUB BY PUSHING THE LOWER SECTION DOWN.



4

SECURE EACH CORNER OF THE SHELTER WITH PEGS. ON SAND USE SAND PEGS, ON HARDER GROUND USE STEEL PEGS. FILL SAND POCKETS (AT REAR) FOR ADDED STABILITY.



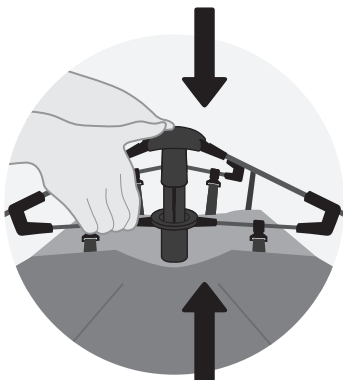
PEGS SHOULD BE DRIVEN INTO THE GROUND AT A 45° ANGLE AWAY FROM THE PEGGING POINT.

TAKE DOWN

NOTE: REMOVE PEGS AND EMPTY SAND POCKETS BEFORE TAKING DOWN THE SHELTER.

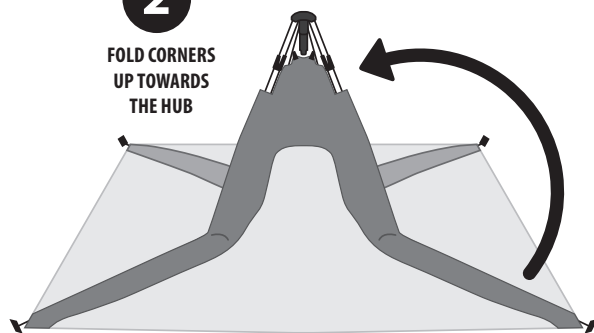
1

UNLOCK THE CENTRAL HUB AND COLLAPSE THE SHELTER BY PRESSING TOGETHER THE LOWER AND UPPER ARMS



2

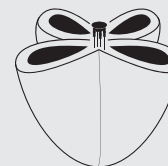
FOLD CORNERS UP TOWARDS THE HUB



PACKING

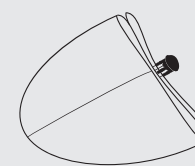
NOTE: DO NOT STORE WHEN DAMP OR WET. ENSURE THE SHELTER IS DRY BEFORE STORING.

1



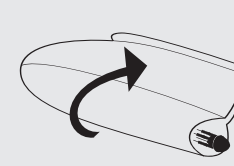
ALLOW LOOSE FABRIC TO FLOWER OUT.

2



LAY THE SHELTER ON ITS SIDE KEEPING POLES TIGHT TO THE HUB.

3



ROLL THE SHELTER UP BEFORE RETURNING TO BAG.

CARE INSTRUCTIONS:

1. ALWAYS ENSURE THE SHELTER IS STORED IN A DRY PLACE WHEN NOT IN USE. ALWAYS MAKE SURE THE SHELTER IS DRY BEFORE STORING.
2. CLEAN THE SHELTER WITH WATER AND MILD DETERGENT.
3. THE POLES REQUIRE NO SPECIAL CARE, EXCEPT THEY SHOULD BE KEPT DRY AND CLEAN.
4. YOU SHOULD BE AWARE THAT ALL FABRICS ARE AFFECTED BY UV RAYS FROM THE SUN AND MAY BECOME SUBJECT TO FADING OF THE COLOUR.

FIRE AND SAFETY PRECAUTIONS:

PLEASE REMEMBER THAT YOUR SHELTER IS MADE OF FLAMMABLE MATERIALS. THEREFORE, FOLLOW THESE COMMON SENSE RULES:

A) DO NOT PLACE COOKING, HEATING OR LIGHTING APPLIANCES IN OR AROUND THE SHELTER. B) DO NOT SMOKE IN OR NEAR THE SHELTER.

UPF RATING

THE UPF RATING SHOWN ON THIS PRODUCT TAKES INTO ACCOUNT DIRECT U.V. PENETRATION OF THE FABRIC, NOT REFLECTED U.V. RAYS FROM GRASS, WATER OR SAND. WE RECOMMEND THE USE OF MAXIMUM PROTECTION SUNSCREEN WHEN OUTDOORS. THE SHELTER MATERIAL PROVIDES UPF50+, HOWEVER IT IS IMPORTANT THAT YOU SET THE SHELTER UP SO THAT SHADE IS MAXIMIZED. IT IS COMMON SENSE THAT IF THERE IS DIRECT SUNLIGHT ON OCCUPANTS IN THE SHELTER THEN THE MATERIAL CANNOT AFFORD YOU ANY PROTECTION.



LIFE®

LIFE® and Auto Ezee® are registered trademarks of SlumberTrek Australia Pty. Ltd. Engineered and designed in Australia. MADE IN CHINA.

slumbertrek.com.au