



Liquid Terracotta, Liquid Sandstone,
Liquid Limestone and Sealers

E-Mail: chemdev@nelsonbay.com

Please Visit Our Web Site at:
www.megatreat.com

CHEMICAL DEVELOPMENTS PTY LTD.

TAYLORS BEACH NSW 2316.

PHONE (02) 4982 2877 FAX (02) 4982 2510

RETAIL SALES

CIC SUPPLIES

PHONE (02) 6241 7477 FAX (02) 6241 7541

Distributor Information:




Original
**LIQUID
TERRACOTTA**



Ideal
for Floors,
Steps &
Balconies

**REAL
TERRACOTTA
CLAY IN A CAN!**



- PATIOS • FLOORS
- DECKS
- POTS & PLANTERS

Original

LIQUID TERRACOTTA



BEFORE

Megatreat 2000 Original Liquid Terracotta is a long-lasting blend of natural terracotta clays that completely change the feel & appearance of drab concrete and other masonry surfaces, as well as plastic, wood and particle board. Simply brush, roll or spray on to floors, walls, pool surrounds, patios, drives, pots – virtually any surface. Use to bring new life to old furniture, cement pots and garden ornaments. Megatreat 2000 Original Liquid Terracotta will not fade in harsh environments and keeps on improving with age. Creating your own tile patterns is easy using Megatreat 12mm Tile Tape. Beautify your home inside and out – and add value.

Let your imagination run wild. Spectacular effects are easy with water based Liquid Terracotta. Create your own colours by adding standard paint shop tints to White Terracotta Base. For dappled or wash effects, simply add a lighter tinted coat over the base coat of Liquid Terracotta.

Seal heavy traffic areas like paths, drives and floors with Megatreat Satin Sealer – for durability and the vibrant beauty of Liquid Terracotta. Megatreat Sealers are water-based and give heavy-duty protection against wear and permanent staining. They are not affected by salt or chlorine water.

Aged Look- After applying the last



AFTER

terracotta coat and allowing to dry and before pulling up the tape, make a whitewash with 2 parts White Liquid Terracotta or yellow ochre tinted White

Liquid Terracotta to 1 part water mixing thoroughly. This will go a long way as a wash- about 14 sq.m, per litre.


Application- "Do a small test section first". Using a sponge squeegee mop, dip into Liquid White Terracotta Mix and squeeze out. Apply a light, even coat in long sweeps, then go back before it is dry and squeegee off any excess white

wash. Allow to dry. The surface may look too white, but a lot of the white wash disappears when the sealer is applied. Alternatively, another interesting effect is to only apply the white wash around the outside edges of the "tile" fading the inside edges.


Mottled Look- The mottled look can be achieved by applying 2 or more different colour washes. First coat- white wash, second coat-yellow ochre wash. Apply first wash thinly over entire surface, then apply second wash as a highlight over the first wash. Use your imagination to create

different effects by tinting the White Liquid Terracotta with various colours and then applying them in different directions. You may also try using a roller or sea sponge for different effects.

Remember to always do a smaller test area first to perfect the method and the look required. If you make a mistake you can easily go back over the test area with the top coat Terracotta and start again.



BEFORE



AFTER







CREATE YOUR OWN PATTERNS WITH MEGATREAT TILE TAPE

Megatreat Tile Tape is specially cut to be the standard joint width of 12mm, commonly found in most terracotta tile flooring. Megatreat Tile Tape is also strong to resist breaking when applied, and prevents "bleed through" of the Liquid Terracotta onto the surface. Waterproof, and easy to apply, Megatreat Tile Tape is perfect for creating that realistic terracotta tile effect.

On rough concrete surfaces, apply Megatreat Tile Tape Sealer after tape is layed to prevent bleeding.



Shades of Terracotta

1:0	4:1	2:1	1:1	1:2	0:1
					
White			50:50 Mix		Terracotta

SIX STEPS TO A NEW LIQUID TERRACOTTA FLOOR

1 CLEAN THE SURFACE

Broom or pressure clean off dirt and dust. If badly stained or efflorescence is present, etch with a concrete cleaner. Allow to dry.

2 MARK OFF INCREMENTS

Mark off each side at 300 or 450mm increments.



3 APPLY TAPE

Apply the Megatreat Tile Tape to the increments and press down firmly. If the surface is rough, seal over the tape with Megatreat Tile Tape Sealers using a 50mm roller to prevent bleeding.

4 ROLL ON 2 TO 3 COATS OF LIQUID TERRACOTTA

a) Cut in first with a brush next to walls and around penetrations. Apply first coat of Liquid Terracotta with a full width roller (225mm), allow to dry.




b) Apply a second coat (no cutting-in required) and allow to dry 30 minutes to 1 hour.

c) Optional: A third coat may be applied if a deeper joint is required. Allow to dry 1-2 hours.

5 PULL UP TAPE AND SWEEP CLEAN

Carefully pull up the tape starting with the last side to be laid down, then sweep area clean with a broom or leaf blower.



6 APPLY 2 COATS OF SEALER

Apply 2 coats of Megatreat Natural or Satin Sealer with a foam pad applicator. Allow to dry between coats. High traffic areas require a third coat.

USAGE INSTRUCTIONS:

PREPARATION: Do not apply if the air or surface temperature is below 50°F (10°C) or above 90°F (32°C). The surface to be treated should be clean, dry and free from dirt, flaking paint, laitence (build-up of salts on the surface), oil, grease and other loose material. For exterior and flooring applications the use of a water pressure cleaner is recommended. If the surface has a shiny steel trowelled surface, acid etching is necessary. To acid etch, dilute 1 part hydrochloric or sulphuric acid with 8 parts water. (1:4 for dark surfaces) Broom evenly over the surface and allow to stand for approximately 20 minutes then flush off thoroughly with water. Broom off excess water and allow to dry.

SEALED FLOORING APPLICATIONS: When SATIN SEALER is applied, the colour changes to a darker shade of terracotta. If a concrete substrate is subject to moisture migration, it is necessary that the surface is sealed with MEGATREAT BASE COAT PRIMER before the liquid terracotta is applied.

To create different coloured joints for the tile effect, apply - MEGATREAT tintable white base coat before applying TILE TAPE and LIQUID TERRACOTTA. For more application tips and ideas, please visit our web site: www.megatreat.com.

TILED EFFECT: If using MEGATREAT TILE TAPE to create a tile effect and the surface is rough, seal the tape with MEGATREAT TILE TAPE SEALER and allow to dry (1 to 1-1/2 hours at 15°C) before applying LIQUID TERRACOTTA.

APPLICATION: Due to settlement of the clay solids it is necessary to stir well prior to use and occasional stirring during use of MEGATREAT 2000 ORIGINAL LIQUID TERRACOTTA to maintain consistency of the product.

COVERAGE: is 5-6 sq.m, per litre, per coat.

FIRST COAT: Apply direct from the can using a brush, roller or spray gun using a 2 - 2.2 nozzle tip.

SECOND COAT: Apply as above. Additional coats can be applied if desirable.

DRYING TIME: 1/2 to 1 hour, depending on weather conditions. Allow 24 hours before subject to foot or vehicular traffic.

CLEAN-UP: Clean all equipment with fresh water immediately after use. When using spray equipment, soak nozzle in water when not in use.

FIRST AID: If splashed in eyes, rinse thoroughly with plenty of running water. If swallowed, drink plenty of water and seek medical attention.

SEALING: For areas subject to foot and vehicular traffic or continuous water exposure, you must apply MEGATREAT TS2000 NATURAL OR SATIN SEALER the next day.

WARRANTY: Since use of this product is beyond our control, we cannot assume any risk or liability for results obtained when not used according to our specifications and directions. Product will be replaced if it is found to be defective.

COVERAGE MATRIX

Product	Area	Number of Square Metres / Litre		
		1st Coat	2nd Coat	3rd Coat
Tile Tape / 25m	4.5 sq.m of 300mm squares	n/a	n/a	n/a
Tile Tape Sealer	1 litre/ 10 sq.m			
Satin Sealer		12	16	20
Natural Look Sealer		12	18	n/a
Liquid Terracotta		5-6	6	6