

**10**  
**YEAR**  
LIMITED WARRANTY  
**ON STONE**

## Peace of mind

All of our Essential Stone benchtops are covered by our Essential Stone 10 year limited warranty. Our four ranges of benchtops are the ultimate choice in style, durability and quality. For details please refer to our comprehensive warranty information at [essentialstone.com.au/warranty](http://essentialstone.com.au/warranty)

### RECIPE FOR A STUNNING KITCHEN SPACE:

- 1 Choose your range and colour.
- 2 Select your cutouts and finishes.
- 3 Measure up your kitchen benchtop.
- 4 Place your order at the Special Orders Desk.

## How It Works

It's simple as 1,2,3! Follow the steps shown to order your stone benchtop. If you need further assistance, speak to a team member at the Special Orders Desk In-Store.

### 1. Select The Stone Benchtop You Want

View the exclusive range available in this brochure or online

### 2. Arrange A Measure & Quote For Your Stone Benchtop At The Special Orders Desk


After you have selected the product you want, fill out the order form that can be found in this brochure to complete an estimate. Take your form to the Special Orders Desk to arrange a measure & quote.

### 3. Book Installation

Once your measure and quote is complete, return to the Special Orders desk to pay for your new stone benchtop. The supplier will then call you to arrange your installation.

**ESSENTIALSTONE™**

[www.essentialstone.com.au](http://www.essentialstone.com.au)



## Custom Made & Installed Stone Benchtops



**ESSENTIALSTONE**

Available at  
**BUNNINGS**  
warehouse

Take This Brochure to the Special Orders Desk to place an order




# 1 RANGES AND COLOURS

Our four ranges of engineered and natural stone have been specially selected to suit your budget, style and space.

## Savvy Space




## Urbane Space



## Creative Space



## Premium Space



### Engineered Stone

Made with natural quartz, our engineered stone surfaces offer unparalleled beauty and extraordinary performance. Combining 96% natural quartz with technologically advanced polymers, we have created a beautiful, non-porous material that's durable and easily maintained for a worry-free, immaculate surface.

### Natural Stone

Our natural stone range offers the differing colours and patterns that only natural stone can provide. Natural stone benchtops represent pure beauty – a solid and enduring investment in any kitchen and or outdoor space.

### Slab Sizes

The maximum slab size of Essential Stone, before joins may be necessary, is 3210mm x 1610mm (join locations are at the stonemason's discretion).

\*Natural stone slabs sizes may vary.

### Book/Vein Matching


\*\*Book/Vein matching is available in our Premium Range (price on application).

DISCLAIMER Prices subject to change without notice. Prices may vary from store to store. Essential Stone slabs may vary in size and colour when compared to in-store samples and printed colour swatches in a brochure or on the website.

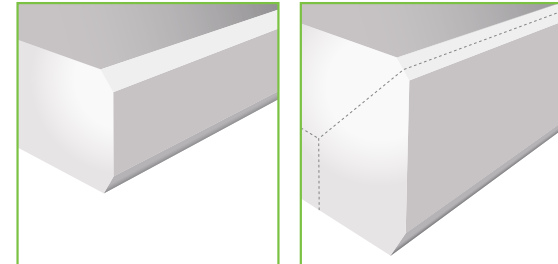
# 2 CUTOUTS AND FINISHES

Select the cutouts and edge profile finishes for your kitchen space.

## Cutouts

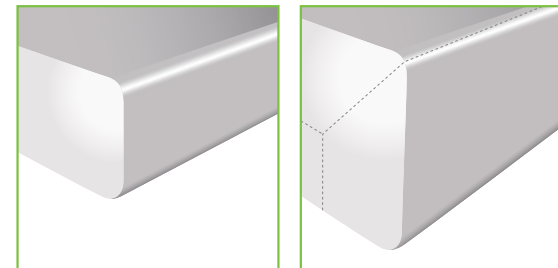


## Edge Profile Finishes Mitred



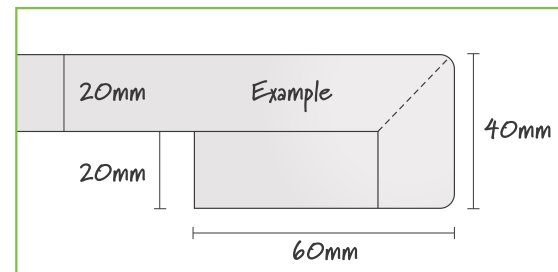
### Square Aris

20mm & 40mm edge Engineered and Natural Stone



### Pencil Round Mitred Edge

20mm & 40mm edge Engineered and Natural Stone



40mm edge profile comprise mitred 2 pieces of 20mm stone laminated together on visible edges only

# 3 MEASURING YOUR BENCHTOP

Use our estimate guide to design your perfect kitchen.

- 1 Draw a sketch of your benchtop area. Please mark visible edges, walls, sink and cooktop as per example below. Be sure to mark measurements in metres.
- 2 To calculate the square metre area (m²) of your benchtop multiply length and width of each section, then add the m² area of each section to give you the total m² area of your new benchtop.
- 3 Use the pricing table to calculate the price of your new benchtop based on your measurements. (Please note that measurements will be confirmed during your site assessment by your Essential Stone benchtop installer.)

CALCULATE SQUARE METRE AREA (m²)				
Benchtop Section A	2.4m	x	0.3m	= 2.16m²
Benchtop Section B	1.4m	x	0.6m	= 0.84m²
Underbench Return C (If applicable)	2.4m	x	0.3m	= 0.72m²
Benchtop Section D (waterfall)	0.9m	x	0.6m	= 0.54m²
Waterfall Return Section E (Waterfall Return)	0.9m	x	0.15m	= 0.13m²
Total m² (A + B + C + D + E)				=

a) Multiply square metre price by total m² area  
b) Add all items in pricing table to provide a price estimate for your new benchtop based on your measurements.

### EXAMPLE ONLY

#### FIRST PAYMENT/ SITE ASSESSMENT

Payment is required for the installer to conduct an on-site assessment/check measure of your benchtop. Please note any discrepancies in measurements may affect the total price.

#### PRICE PER VISIT (INCL. GST)

SECOND PAYMENT/ STONE BENCHTOPS			Edge Profiles		m² rate
Includes: - Joins as required (The Location of joins are at the stonemason's discretion)			Square Aris	<input checked="" type="checkbox"/>	
			Pencil Round	<input type="checkbox"/>	
Savvy Space	Colour	Petra Grey	20mm 40mm	4.39m² x	\$ \$
Urbane Space	Colour		20mm 40mm		\$ \$
Creative Space	Colour		20mm 40mm		\$ \$
Premium Space	Colour		20mm 40mm		\$ \$
GENERAL ITEMS			Unit	Price	
Delivery and installation (splashback and benchtop)			First Room (Area)	\$	
EXTRA ITEMS			Unit	Price	
Cutouts (sink, hotplate)			Each	\$	
Waterfall service charge			Each	\$	
Polishing of under mount sink cutout			Per Bowl	\$	
Drain grooves			Set of 5	\$	
Polishing of underside of benchtop - 20mm edge profile tops only			Per top	\$	
Tap holes			Each	\$	
GPO (power point) cutouts			Each	\$	
Installation for additional rooms (i.e. bathroom, laundry, pantry)			Per Area	\$	
ESTIMATED TOTAL PRICE (incl. GST)					

### ORDER FORM

Complete and submit to the Special Orders desk.



CUSTOMER DETAILS			CALCULATE SQUARE METRE AREA (m²)		
Full Name			Benchtop Section A	x	=
Contact No.			Benchtop Section B	x	=
Address			Underbench Return C (If applicable)	x	=
Postcode			Benchtop Section D (waterfall)	x	=
Bunnings Store			Waterfall Return Section E (Waterfall Return)	x	=
			Total m² (A + B + C + D + E)		

#### FIRST PAYMENT/ SITE ASSESSMENT

Payment is required for the installer to conduct an on-site assessment/check measure of your benchtop. Please note any discrepancies in measurements may affect the total price.

#### PRICE PER VISIT (INCL. GST)

SECOND PAYMENT/ STONE BENCHTOPS		Edge Profiles		m² rate
Includes:		Square Aris	<input type="checkbox"/>	
- Joins as required (The Location of joins are at the stonemason's discretion)		Pencil Round	<input type="checkbox"/>	
Savvy Space	Colour	20mm 40mm		\$ \$
Urbane Space	Colour	20mm 40mm		\$ \$
Creative Space	Colour	20mm 40mm		\$ \$
Premium Space	Colour	20mm 40mm		\$ \$
GENERAL ITEMS		Unit	Price	
Delivery and installation (splashback and benchtop)		First Room (Area)	\$	
EXTRA ITEMS		Unit	Price	
Cutouts (sink, hotplate)		Each	\$	
Waterfall service charge		Each	\$	
Polishing of under mount sink cutout		Per Bowl	\$	
Drain grooves		Set of 5	\$	
Polishing of underside of benchtop - 20mm edge profile tops only		Per top	\$	
Tap holes		Each	\$	
GPO (power point) cutouts		Each	\$	
Installation for additional rooms (i.e. bathroom, laundry, pantry)		Per Area	\$	
ESTIMATED TOTAL PRICE (incl. GST)				

