

84335AMLS



84335AMLS – 3-function rolling code mini remote control
 Can be used with all MOTORLIFT & compatible Chamberlain
 Garage Door Openers sold in Australia and New Zealand.
 Chamberlain do not recommend or endorse this
 accessory's use with products other than Chamberlain.

ONE YEAR LIMITED WARRANTY

Chamberlain Australia Pty Limited / Chamberlain New Zealand (Chamberlain), the manufacturer of Chamberlain® automatic garage door openers, warrants to the original consumer purchaser of this product that it is free from defect in materials and/or workmanship for a period of 1 year from the date of purchase.

Chamberlain is committed to manufacturing and supplying high quality goods. As part of this commitment, we seek to provide reliable service and support for our goods and are pleased to provide you, the original purchaser, with this Chamberlain Limited Warranty.

The benefits given to you under this Chamberlain Limited Warranty are in addition to any rights and remedies that you may have under Australian or New Zealand consumer protection laws. Our goods come with guarantees that cannot be excluded under the Australian Consumer Law, or New Zealand Consumer Guarantees Act 1993. You are entitled to a replacement or refund for a major failure and compensation for any other reasonably foreseeable loss or damage. You are also entitled to have the goods repaired or replaced if the goods fail to be of acceptable quality and the failure does not amount to a major failure.



DO NOT operate your garage door unless it is in full view and clear of obstruction and properly adjusted. No one should enter or leave garage whilst door is in motion. Do not allow children to operate push button(s) or remote. Do not allow children to play near door.

Set Receiver to Match Remote Control Code

1. Figure 1. Press and hold the selected remote control push button (1).
2. **ML750, ML700, MLR500, MLR750, HE60R, CR550, HANDYLIFT & HANDYLIFT PLUS**

Press and release the orange "Learn" button (2) on the opener panel. The opener light will flash once. Release the remote push button.

ML500 & HE60

Press and release the program button on the side of the unit (4). The green LED will glow steadily for 30 seconds. Release the button when the motor unit light blinks. It has learned the code. If no lightbulb is not installed, two clicks will be heard.

Now the opener will operate when the remote push button is pressed.

If you release the remote control push button before the opener light flashes, the opener has not accepted the code.

To Erase All Programmed Codes

ML750, ML700, MLR500, MLR750, HE60R, CR550, HANDYLIFT & HANDYLIFT PLUS

Press and hold the "Learn" button (2) on the opener panel until the green indicator light alongside (3) turns off (approx. 6 seconds).

ML500 & HE60

Press and hold the program button (4) on motor unit until the learn indicator light goes out (approx. seconds).

Note: This procedure erases all codes from the operators memory.

- To reprogram valid remotes into your opener, follow the procedure layed out in Steps 1 and 2 above.

The lithium batteries should produce power for up to 5 years. To replace batteries, use a screwdriver to remove the screw and open the case, as shown **Figure2**. ("Open" location is stamped on back.)

Model 84335AML: Insert batteries positive side **down**.

To replace cover, snap shut along both sides and ensure to secure the screw correctly.

WARNING

WARNING! This product contains a button/coin cell battery. To prevent possible SERIOUS INJURY or DEATH:



- The battery is hazardous.
- Keep new and used batteries away from children.
- Do not ingest battery. Chemical burn hazard.
- If the coin cell battery is swallowed or placed inside any part of the body, it can cause severe or fatal injuries in 2 hours or less.
- If the battery compartment does not close securely, stop using the product and keep away from children.
- If you think batteries might have been swallowed or placed inside any part of the body, call the 24-hour Poisons Information Centre on 13 11 26 in Australia, or the 24-hour National Poisons Centre on 0800 764 766 in New Zealand, or seek immediate medical attention.
- Dispose of used coin/button cell batteries immediately and safely. Flat batteries can still be dangerous.

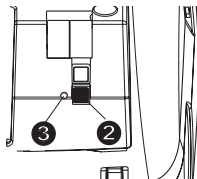


1

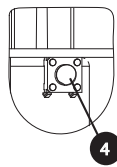
84335AMLS



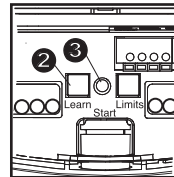
ML750/ML700



ML500/HE60



MLR750/MLR500, CR550, HE60R
HandyLift & HandyLift Plus



2



Chamberlain Australia Pty Ltd
 PO Box 1446
 Lane Cove NSW 1595
 1800 665 438
 chamberlaindiy.com.au

Chamberlain New Zealand Ltd
 P.O. Box 100221
 North Shore 0745
 0800 653 667
 chamberlaindiy.co.nz