



 **Austral**TM
Clothes Hoists

Clotheslines



 **Orrcon**
Steel



Austral Clotheslines is proudly 100% Australian made and owned and is now the only clothesline company manufacturing a full range of clotheslines in Australia.

Why buy Austral Clotheslines?

- Austral has an extensive range of Clothesline models and sizes
- All structural components are Australian BlueScope® Galuabond® Steel for superior strength and rust resistance
- Plastics and Cord are manufactured in Australia
- 20 Year Structural Warranty
- Offices located in each State for service and installation enquiries
- Prompt reliable service
- Spare parts are readily available
- Specialised Colour Powdercoating service available
- 100% Australian Made and Owned since 1987

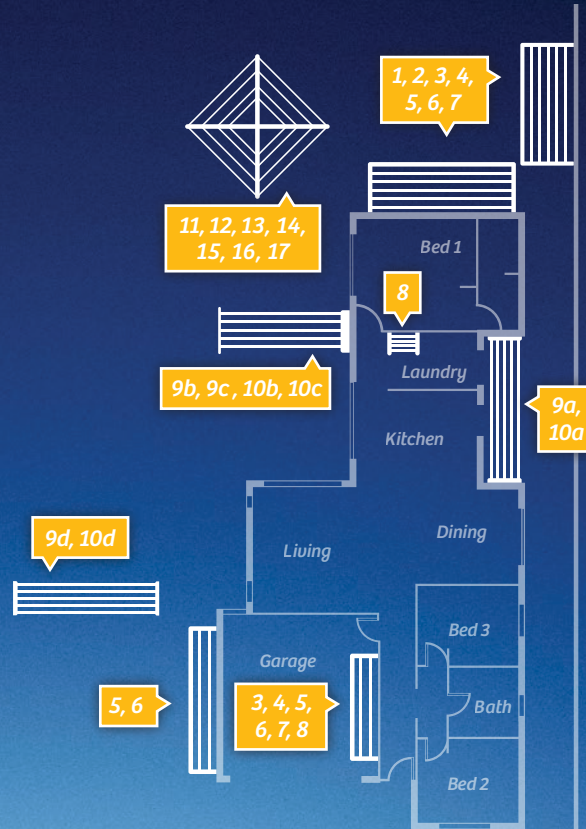
australclotheslines.com.au



Selecting a Clothesline Location

Give consideration to selecting a level, north or south facing site to achieve the maximum amount of sunlight, and away from view if possible.

This floor plan shows some suggested clothesline locations. See the included table on pages 3-4 for suggested area requirements and pages 6-7 for relevant mounting options.



Available colours



COLORBOND® steel and ® colour names and ™ colour names are trademarks of BlueScope® Steel Limited. Not all products are available in all colours (see table on pages 3-4 for products and colours available). Please visit australclotheslines.com.au for additional colour options.

Fold Down		<i>Dimensions (mm)</i>	<i>Line Space</i>	<i>No. of Lines</i>	<i>Available Colours</i>	<i>Suggested Area</i>	<i>Suitable For</i>
1	<i>Add-A-Line</i>	2490 x 1500	35.6m	15		2.6m x 1.8m	1-5 people
2	<i>Standard</i>	2490 x 1500	28.5m	12		2.6m x 1.8m	1-4 people
3	<i>Compact</i>	2490 x 935	28.5m	12		2.6m x 1.2m	1-4 people
4	<i>Compact 39</i>	3390 x 935	39.3m	12		3.5m x 1.2m	1-6 people
5	<i>Slenderline 16</i>	2490 x 610	14.2m	6		2.6m x 0.8m	1-2 people
6	<i>Slenderline 20</i>	3390 x 610	19.6m	6		3.5m x 0.8m	1-2 people
7	<i>Unit Line</i>	1400 x 935	15.4m	12		1.5m x 1.2m	1-2 people
8	<i>Indoor / Outdoor</i>	1260 x 600	8.2m	7		1.4m x 0.7m	1-2 people
	<i>Ground Mount Kit 1.3m</i>	1320 Wide. Posts: 2370 x 50 x 25				Width can be reduced	
	<i>Ground Mount Kit Plated 1.3m</i>	1390 Wide. Posts: 1860 x 50 x 25. Plates: 150 x 100 x 5				Width can be reduced	
	<i>Ground Mount Kit 2.4m</i>	2430 Wide. Posts: 2370 x 50 x 25				Width can be reduced	
	<i>Ground Mount Kit Plated 2.4m</i>	2500 Wide. Posts: 1860 x 50 x 25. Plates: 150 x 100 x 5				Width can be reduced	
	<i>Ground Mount Kit 3.3m</i>	3330 Wide. Posts: 2370 x 50 x 25				Width can be reduced	
	<i>Ground Mount Kit Plated 3.3m</i>	3400 Wide. Posts: 1860 x 50 x 25. Plates: 150 x 100 x 5				Width can be reduced	
Retract Away		<i>Dimensions (mm)</i>	<i>Line Space</i>	<i>No. of Lines</i>	<i>Available Colours</i>	<i>Suggested Area</i>	<i>Suitable For</i>
9	<i>Retract Away 40</i>	820 x 170 x 125	10-40m	5		1.3m x 2-8m	1-6 people
10	<i>Retract Away 50</i>	820 x 170 x 125	10-50m	5		1.3m x 2-10m	1-6 people
	<i>Retract Away Post</i>	2300 x 50 x 50				-	-
	<i>Retract Away Post Plated</i>	Post: 1860 x 50 x 50. Plate: 150 x 100 x 5				-	-
	<i>Retract Away Mount Bar</i>	823 x 25 x 25. Fixing holes: 35mm centre to centre				-	-
	<i>Ground Socket (black plastic)</i>	466 x 88 x 88. Suits 50 x 50 Posts or 57mm Tube				-	-
Fold Away Rotaries		<i>Head Diameter</i>	<i>Line Space</i>	<i>No. of Lines</i>	<i>Available Colours</i>	<i>Suggested Area</i>	<i>Suitable For</i>
11	<i>Fold Away 45</i>	3.3m	47.1m	7		4.5m x 4.5m	1-6 people
12	<i>Fold Away 51</i>	3.8m	51.1m	7		5m x 5m	1-6 people
Fixed Rotaries		<i>Head Diameter</i>	<i>Line Space</i>	<i>No. of Lines</i>	<i>Available Colours</i>	<i>Suggested Area</i>	<i>Suitable For</i>
13	<i>Deluxe 4</i>	4m	40.4m	6		6m x 6m	1-5 people
14	<i>Deluxe 5</i>	5m	50m	6		7m x 7m	1-6 people
15	<i>Super 4</i>	4m	40.4m	6		6m x 6m	1-5 people
16	<i>Super 5</i>	5m	50m	6		7m x 7m	1-6 people
17	<i>Super 6</i>	6m	64.5m	7		8m x 8m	1-6+ people

Available Colours:





Add-A-Line Fold Down in Woodland Grey



Cords are easily tightened using **Patented Tension Lock**

All Austral Fold Down clotheslines feature a **full metal corner**

Fold Down Clotheslines

A full range to suit any requirement

Austral **Fold Downs** have more line space for greater drying flexibility and fold down to a tiny 6-8cm side profile. The side arms are all tubular steel including the front bent corners to ensure strength and durability. All Austral **Fold Downs** are supplied with pre-assembled side arms to make installation a breeze.

Austral **Fold Downs** may be reduced in length by shortening the front bar during installation. Whether you have a large or small space available, there is a **Fold Down** to suit you.

Add-A-Line A full family sized line with two folding frames.

Standard A full family sized line with one large folding frame.

Compact A compact family sized line with one folding frame.

Compact 39 An extra wide compact family sized line with one folding frame.

Slenderline 16 A narrow line ideal for smaller spaces.

Slenderline 20 A long narrow line perfect for side paths or restricted areas.

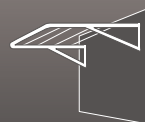
Unit Line A small line perfect for apartments, units or as a second undercover line.

Indoor / Outdoor Line For the smallest of spaces, fits discreetly over a bench or laundry tub. 8m of line space. Eco friendly to reduce dryer usage.

Ground Mount Kits are available for soil installations or **Plated Ground Mount Kits** for hard surface fixing.

australclotheslines.com.au

Fold Down – Mounting Options



Wall Mount



Ground Mount*:

* Freestanding options: **Ground Mount Kit** for installation into soil; **Ground Mount Plate Kit** for installation onto structurally sound hard surfaces i.e. cement slab. Kits include 2 posts, 1 back bar and fittings and are available to suit all Fold Downs except the Indoor/Outdoor line.



Indoor / Outdoor Line in Surfmist

Available colours

WOODLAND GREY

MONUMENT

SURFMIST

CLASSIC CREAM

DUNE

COLORBOND® steel and ® colour names and ™ colour names are trademarks of BlueScope® Steel Limited. Not all products are available in all colours (see table on pages 3-4 for products and colours available). Please visit australclotheslines.com.au for additional colour options.



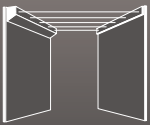
Retract Away 40 in Classic Cream

Retract Away Clothesline

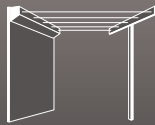
Clotheslines that extend up to 8 or 10m

The **Retract Away 40** is a retractable clothesline that extends from 2 to 8 metres and offers up to 40 metres of line space. The **Retract Away 50** extends from 2 to 10 metres and offers up to 50 metres of line space. Simply pull the lines out to the required length and attach to a wall or post. When you're finished, retract the lines back into the cabinet.

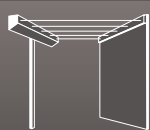
Retract Away – Mounting Options



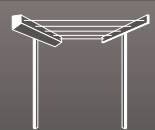
a. Wall to Wall



b. Wall to Post



c. Post to Wall



d. Post to Post

- a. Wall to Wall - requires Cabinet only.
- b. Wall to Post - requires Cabinet, 1 x Post and 1 x Ground Socket (optional).
- c. Post to Wall - requires Cabinet, 1 x Post, 1 x Ground Socket (optional) and 1 x Mounting Bar.
- d. Post to Post - requires Cabinet, 2 x Posts, 2 x Ground Sockets (optional) and 1 x Mounting Bar.

Available colours



COLORBOND® steel and ® colour names and ™ colour names are trademarks of BlueScope® Steel Limited.

Fold Away Rotaries

For the largest of family wash loads

The **Fold Away** Rotaries are made from strong Galvanised Steel and are available in 3 colours. The **Fold Away** models are easily folded and removed from the Ground Socket (included) as required. The Rotary heads are pre-assembled and corded for easy installation.

The outer line on a **Fold Away 45** measures 2.28 metres in length. The **Fold Away 51** features coat hanger hooks on each arm and measures 2.57 metres in length on the outer line.



Fold Away 45 in Classic Cream

Available colours



COLORBOND® steel and ® colour names and ™ colour names are trademarks of BlueScope® Steel Limited.

Fixed Rotaries

The original galvanised rotary hoist

The **Original Super Rotary** hoist is built to last with a metal gear case, strong galvanised tubing and galvanised wire. Available in 4m, 5m and 6m models.

The **Deluxe Rotary** hoist is made of long lasting galvanised steel and wire. The **Deluxe Rotary** range features a one piece helical column with plastic gear case. Available in 4m and 5m models.





Original Super Galvanised Rotary

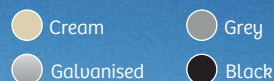
Available colours

GALVANISED

Accessories

Product	Suitable For	Available Colours
40m PVC Cord	All Fold Down Lines	 
60m PVC Cord	Suitable for all Fold Away Rotary Lines	 
450m PVC Cord (roll)	Ideal for clothesline installers or cut length sales	 
Ground Socket	Suitable for use with Fold Away 45 and 51 Rotaries and Retract Away Posts	
Fold Away Retainer Clips 14 pack	Suitable for Fold Away 45 and Fold Away 51	
Fold Away Retainer Clips 8 pack	Suitable for Fold Away 45 and Fold Away 51	
Helical Handle Assembly (complete)	Suitable for Fold Away 45 and 51, Deluxe 4 and 5, Elite 4, Special 4 and Ezy Fold	
Wire 50m	Suitable for 40m Rotaries: Elite 4, Deluxe 4 and Super 4 Fixed Rotaries	
Wire 70m	Suitable for 50m and 60m Rotaries: Deluxe 5, Super 5 and 6 Fixed Rotaries	

Available Colours key:



*Austral Clotheslines is
the only clothesline brand
continuing to support
Australian Industry through
the manufacture of a full range
of clotheslines in Australia.*

Victoria / Tasmania (Head Office)

(03) 9799 8122

Queensland

(07) 5596 2520

New South Wales / ACT

(02) 9958 1533

South Australia

(08) 8337 4445

Western Australia

(08) 9455 1985

Northern Territory

0448 775 081

Available From



for more information please visit
australclotheslines.com.au

Austral Clothes Hoists Pty. Ltd. ACN 006 790 727